


Inner Wisdom Connection Cards




PRINT GUIDE

FOR PRINTING YOUR INNER WISDOM CONNECTION
PRINTABLE CARDS

SUGGESTIONS FOR HOME PRINTING

www.ThoughtChange.com

Print at Home Card Recommendations



300 GSM
SILK
(SMOOTH)



300 GSM
UNCOATED
(SMOOTH)




Important Note

When printing at home please be sure to check what thickness paper your printer is compatible with.

Get the edge to edge look

Did you know most printers will print with a white margin around the edge? To get that professional design-to-edge look, you need to print with extra design around the edge (called bleed) which is trimmed off.

Always use paper larger than the final print size so you can add bleed and crop marks and then trim to size.



Print Actual Size

In your print settings, make sure set them to 'actual size' vs 'fit to page' to preserve the size.



Print High Quality

In your print settings, make sure set them 'high quality' or 'photo quality' for the best result.